

lupe

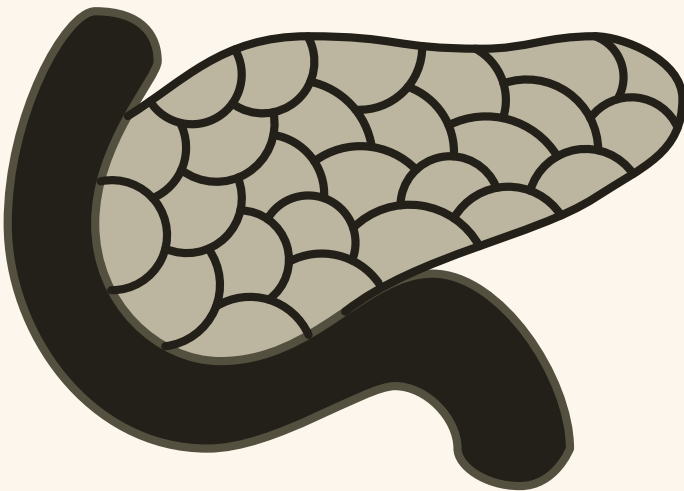
SCIENCE FOR LITTLE ONES


Pack 6: The Digestive Tract

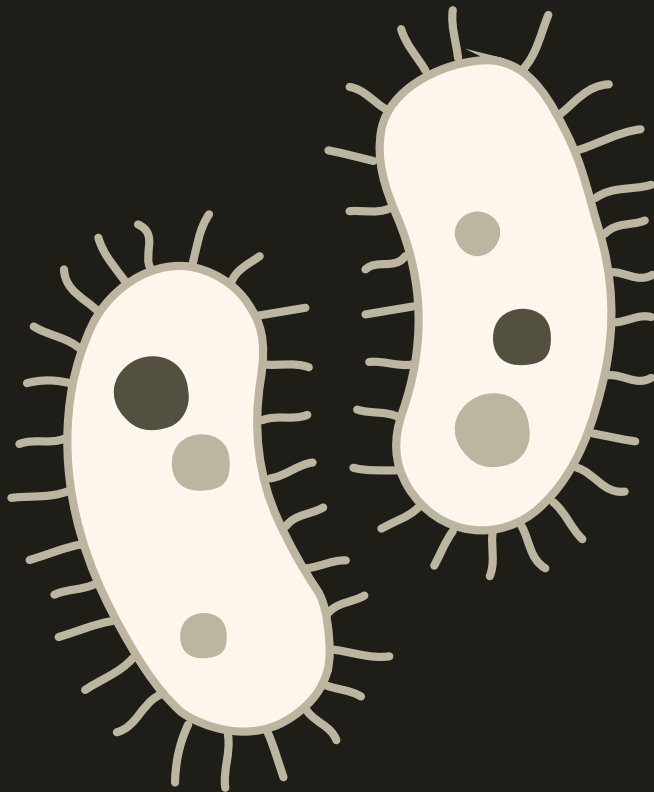

High Contrast Cards

8 cards · 0-6 months









How to print

1. Print

Print the card pages at 100% scale on A4 paper. Use thick paper or cardstock for best results (200–300 gsm).

2. Cut

Each page has two cards. Cut horizontally across the middle where the two cards meet, then trim the outer edges using the crop marks as a guide. A paper trimmer gives the cleanest edges.

3. Optional: laminate

Laminating makes the cards baby-proof and wipeable. Use matte laminate to avoid glare.

4. Use

Hold the cards 20–30 cm from your baby's face. Newborns see high-contrast patterns best. Let them look for as long as they're interested, then move to the next card.