


# lupe

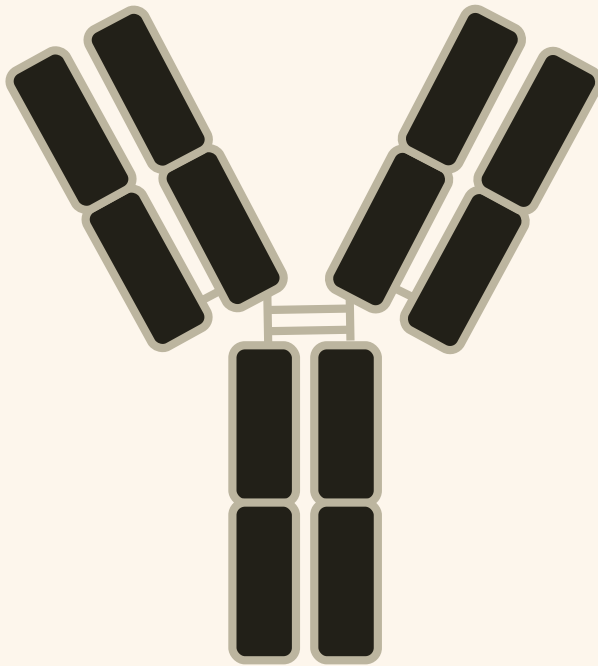

SCIENCE FOR LITTLE ONES

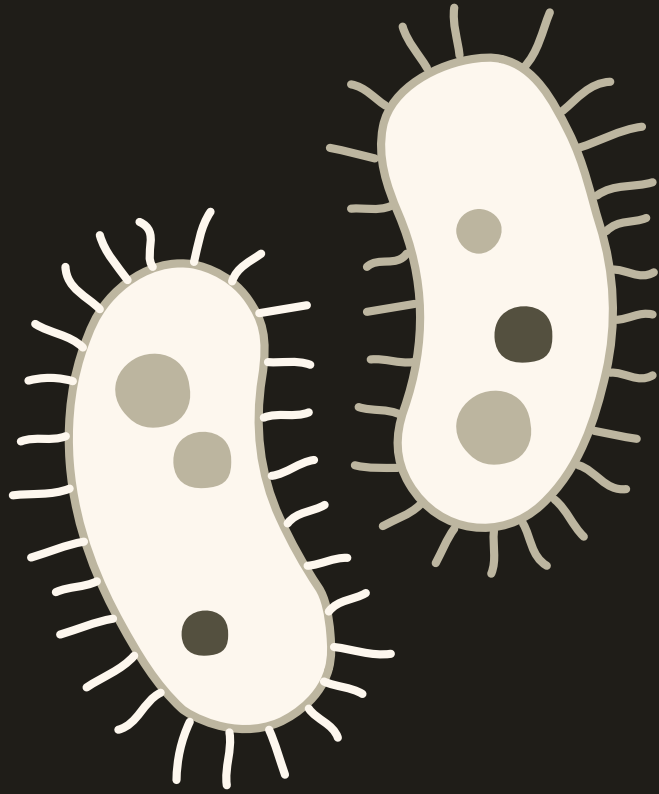
## Pack 7: The Immune System


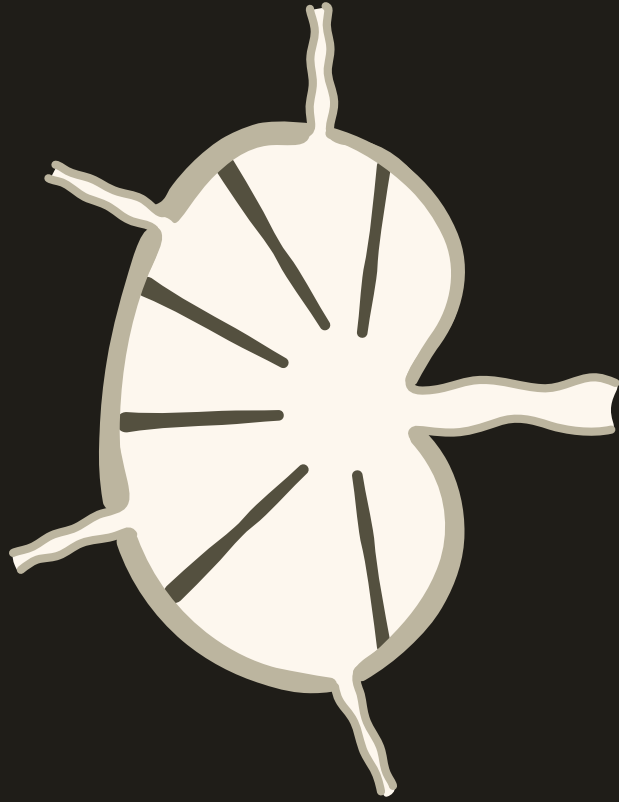
High Contrast Cards

8 cards · 0-6 months









# How to print

## 1. Print

Print the card pages at 100% scale on A4 paper. Use thick paper or cardstock for best results (200–300 gsm).

## 2. Cut

Each page has two cards. Cut horizontally across the middle where the two cards meet, then trim the outer edges using the crop marks as a guide. A paper trimmer gives the cleanest edges.

## 3. Optional: laminate

Laminating makes the cards baby-proof and wipeable. Use matte laminate to avoid glare.

## 4. Use

Hold the cards 20–30 cm from your baby's face. Newborns see high-contrast patterns best. Let them look for as long as they're interested, then move to the next card.