

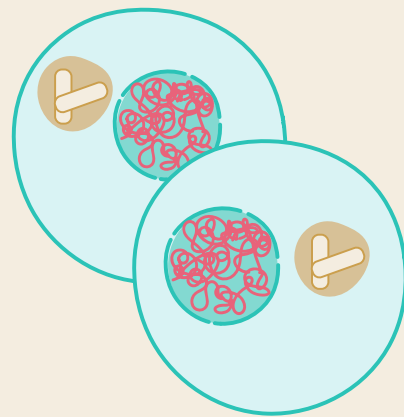
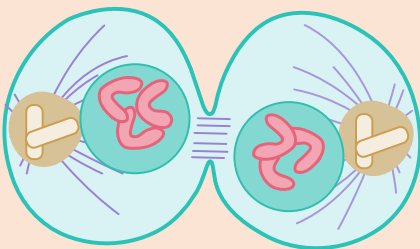
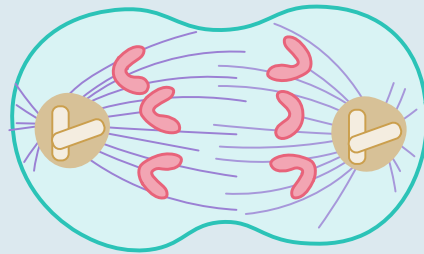
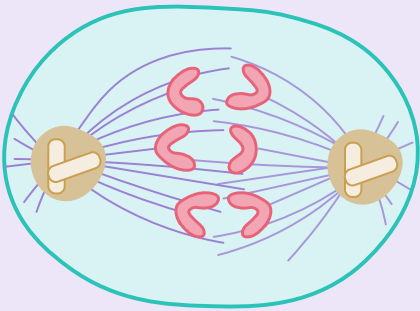
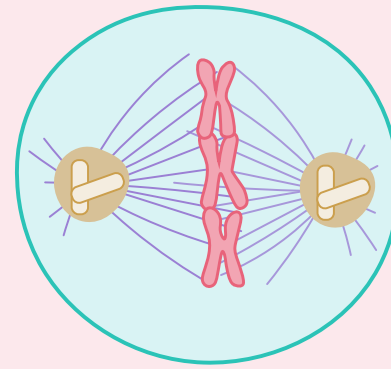
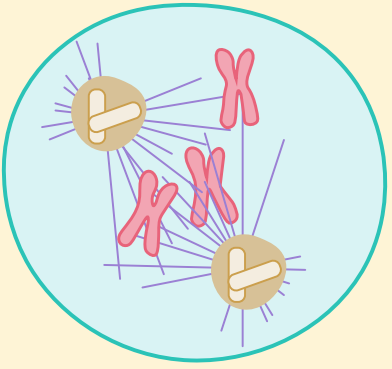
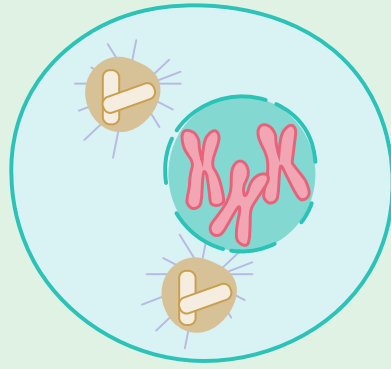
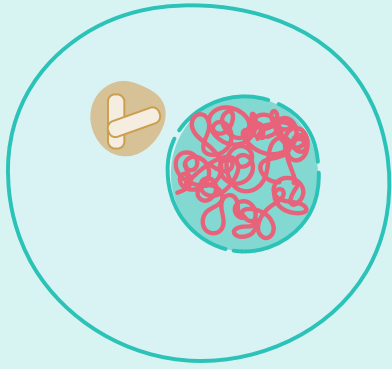
# lupe

SCIENCE FOR LITTLE ONES

## Mitosis

Matching Game

8 pairs · Ages 1-3





# How to play

## 1. Print

Print the card fronts and card backs pages. Print each page twice for two copies of every card (16 cards total). Use thick paper or card stock for best results.

## 2. Cut

Use the crop marks to guide your cuts. With a paper trimmer: 3 horizontal cuts + 1 vertical cut gives you all 8 cards. Scissors work too.

## 3. Assemble

Glue or tape each front to a matching back. Optional: laminate the cards for durability.

## 4. Match

Spread the cards out face up and help your little one find the matching pairs. Name each picture together as you go!

## Tip

Start with just 3-4 pairs for younger children and work up to all 8. Older toddlers can try flipping cards face down for a memory game.