

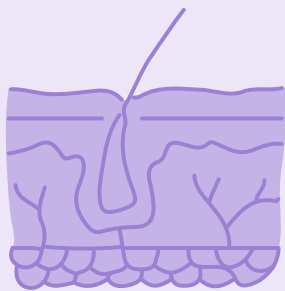
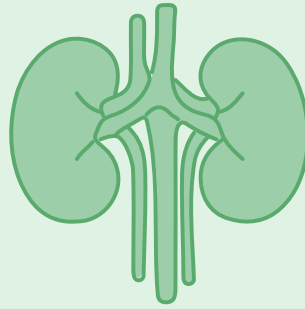
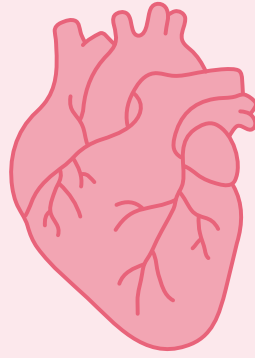
lupe

SCIENCE FOR LITTLE ONES

Pack 4: Organs

Matching Game

8 pairs · Ages 1-3





How to play

1. Print

Print the card fronts and card backs pages. Print each page twice for two copies of every card (16 cards total). Use thick paper or card stock for best results.

2. Cut

Cut along the edges of the cards to separate them.

3. Assemble

Print double-sided, or glue each front to a matching back. Optional: laminate for durability.

4. Match

Spread the cards out face up and help your little one find the matching pairs. Name each picture together as you go!

Tip

Mix cards from different packs for a bigger challenge, or print three copies instead of two and match all three. Older toddlers can try flipping cards face down for a memory game.