



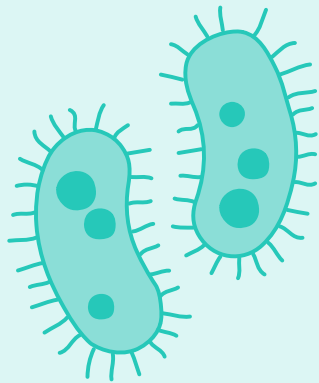
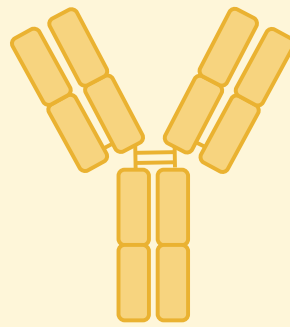
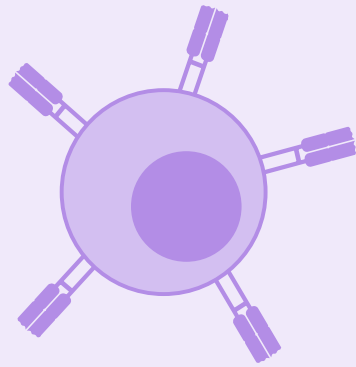


lupe

SCIENCE FOR LITTLE ONES

The Immune System

Matching Game

8 pairs · Ages 1-3





How to play

1. Print

Print the card fronts and card backs pages. Print each page twice for two copies of every card (16 cards total).

Use thick paper or card stock for best results.

2. Cut

Cut along the marks to separate the cards.

3. Assemble

Print double-sided, or glue each front to a matching back.

Optional: laminate for durability.

4. Match

Spread the cards out face up and help your little one find the matching pairs. Name each picture together as you go!

Tip

Start with just 3-4 pairs for younger children and work up to all 8. Older toddlers can try flipping cards face down for a memory game.